



Some Travel Tips: Connection via Mexico City, transportation to venue and WiFi

From Mexico City Airport T1 to T2 and to Conference Venue:



Check which terminal you are arriving at. If arriving at T2 you are likely to not need to move. ⚠️

IMPORTANT: In Mexico (as in eg in the US), you may need to collect your bags after international arrival, and use a transfer belt or even re-check in bags for the connecting flight. **Please check with your airline.** ⚠️






Go left and follow Air Train signs



Keep going down the bridge

Half way is Air Train entrance



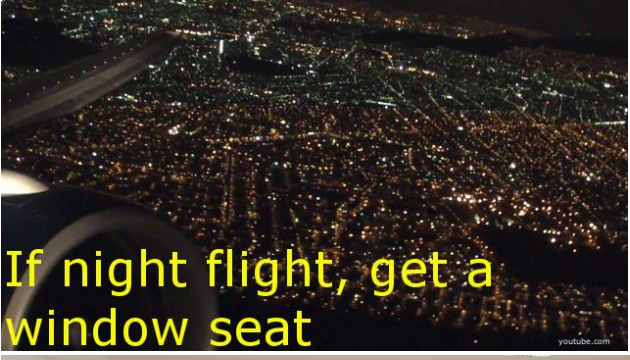
You need to show your boarding pass



Board train to Terminal 2



Go through security



If night flight, get a window seat



Arriving Merida



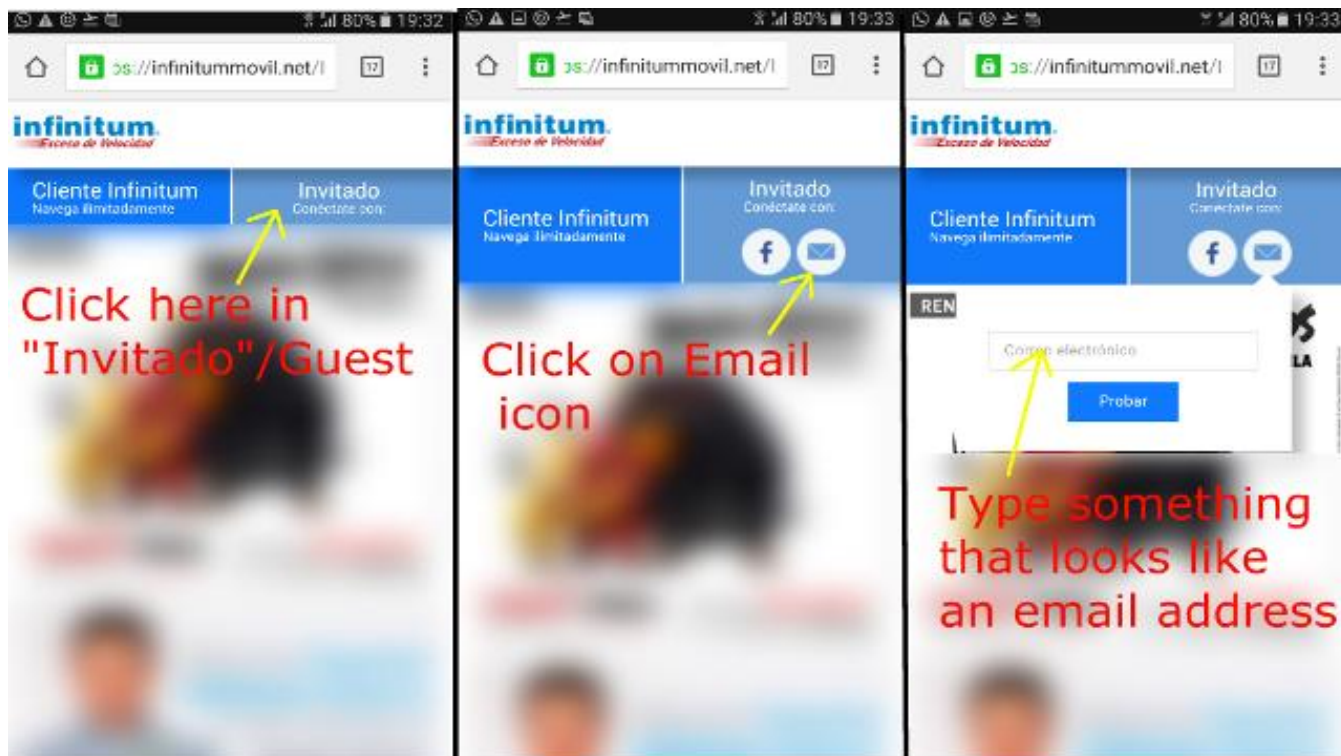
Go to exit

To go to ISMAR Venue from Merida Airport we recommend taking a taxi as follows:



To Setup Wifi at Mexico City Airport do as follows. You will get 15min free and *only one session*:

1) Click on "Invitado" Button, 2) Click on Email Icon, 3) Type something that looks like an email address
Also, there are many charging stations in T2 waiting rooms, have your USB cable ready or charger.



There is free WiFi in many restaurants in Merida and on the street, the council has free WiFi in parts. For this latter one click the "Navegar" button:



All Information offered in the aim to help your travel. You are solely responsible for choosing your route or options.